

GLASGOW INTERIM IMPACT REPORT

2017/18

Summary

Sumdog was rolled out to all P2-S3 classes in Glasgow, in a package that included mathematics subscriptions, authority-level reporting and training.

Sumdog have worked to boost usage and impact with initiatives such as teacher training and authority-wide contests.

We have seen impressive usage of Sumdog across Glasgow, with **32,747 children in 180 schools** answering at least one question on Sumdog since 14th August 2017.

For the rest of this academic year we will continue to support teachers and schools in Glasgow by offering in-person training, online personalised tutorials and access to premium support.

At the end of this academic year we will send a report that will show the impact Sumdog has had on the pupils in Glasgow City Council.

Sumdog is very much looking forward to working with Glasgow City Council next year.

About the data

- This report includes data from all pupils in subscribed classes.
- The 'proficiency' levels on Sumdog are calculated by determining the percentage of Sumdog skills a pupil has mastered. E.g., for skills at first level in the CfE, the Sumdog proficiency levels range from 1.00 to 2.00. A pupil with a proficiency level of 1.00 has not yet mastered any first level Sumdog skills. At 1.50 they have mastered 50% of the first level Sumdog skills.
- Proficiency scores only look at maths.
- Proficiency scores are averages of pupil who have made an improvement in maths.
- A session is a time where a pupil has logged onto Sumdog and played a game. If they are idle for 30 minutes, the next time they login, this counts as a new session.
- An active pupil has answered at least one question on Sumdog in the measurement time.
- This data looks at usage in the period between 14th August 2017 to 29th March 2018.
- Proficiency scores and learning rates are based on an average of pupils that had activity in August to October AND February and March.
- A year's proficiency growth is 0.33 measured against the curriculum.

Usage & Impact

PRIMARY

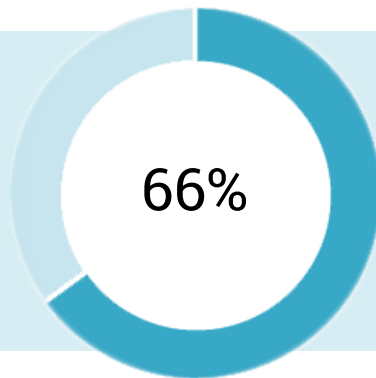
26,600

Active subscribed pupils
(answered at least one
question)

21

Average number of
sessions on Sumdog per
pupil

Pupils active
August to
October
AND
February
and March



66%

0.395
Average proficiency increase

158%
Learning rate Increase

Time on Sumdog

Average total time spent on
Sumdog per pupil (hh:mm:ss)

At school 03:20:43

At home 03:27:58

Total

06:48:42

Questions

Questions answered

42,955,450

Questions answered correctly

36,315,752

Average Accuracy

85%

Usage & Impact

ASL

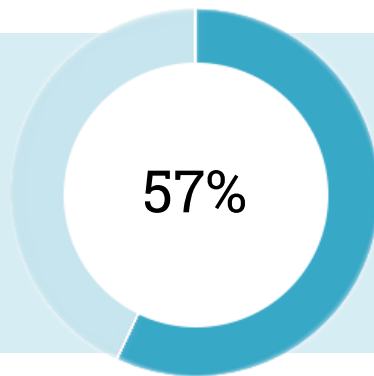
618

Active subscribed pupils
(answered at least one
question)

22

Average number of
sessions on Sumdog per
pupil

Pupils active
August to
October
AND
February
and March



0.440
Average proficiency increase

176%
Learning rate Increase

Time on Sumdog

Average total time spent on
Sumdog per pupil (hh:mm:ss)

At school 04:38:39

At home 02:21:03

Total

06:59:42

Questions

Questions answered

1,077,861

Questions answered correctly

863,118

Average Accuracy

80%

Usage & Impact

SECONDARY

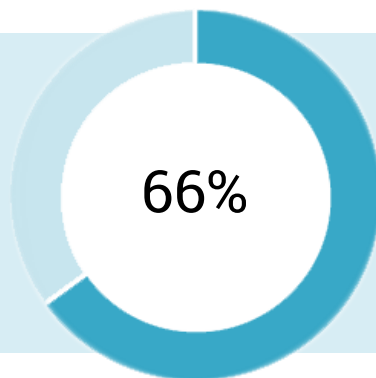
5,529

Active subscribed pupils
(answered at least one
question)

10

Average number of
sessions on Sumdog per
pupil

Pupils active
August to
October
AND
February
and March



66%

0.422

Average proficiency increase

169%

Learning rate Increase

Time on Sumdog

Average total time spent on
Sumdog per pupil (hh:mm:ss)

At school 02:16:30

At home 00:54:31

Total

03:11:01

Questions

Questions answered

5,222,722

Questions answered correctly

4,325,898

Average Accuracy

83%

Training & Support

Our relationship management and training team, led by Mara Young, have worked closely with schools to help them get the most out of Sumdog as a teaching and tool as well as a fun learning activity for pupils. Training has included in person and remote sessions.

Training Sessions **76**

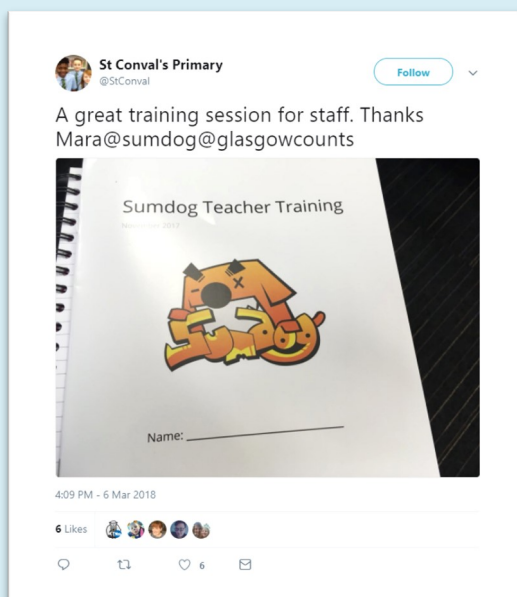
EdiCT Sessions **21**

Schools Visited **55**

Teachers Trained **858** 

Our data shows that training has a significant impact on both usage and pupil proficiency:

	Avg. time spent on Sumdog	Avg. Proficiency Increase	Avg. Learning Rate Increase
Not Trained	5:56:21	0.384	154%
Trained	6:26:06	0.429	172%
Difference	+8.35%	+11.72	+11.69



Contests

Maths Week Scotland Contest - 8th—14th September 2017

As part of Maths Week Scotland, we hosted a Scotland-wide maths contest.

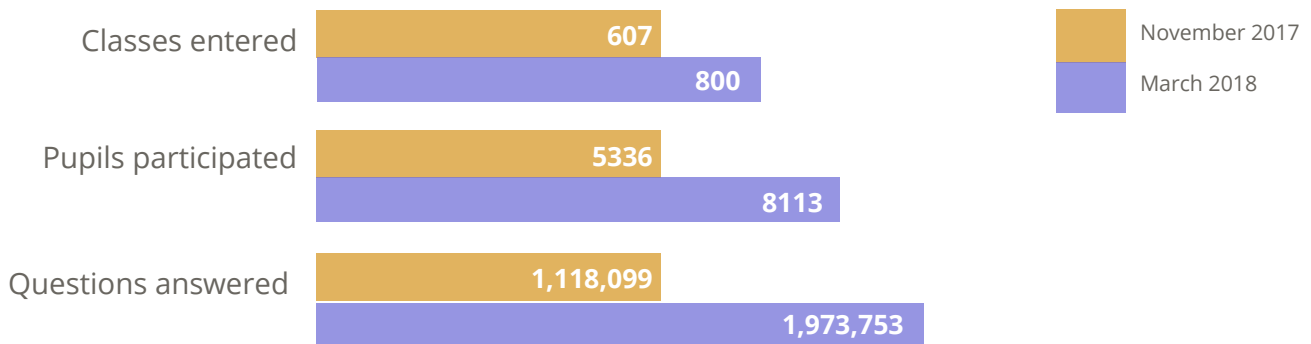
4,900	55,163	16,827,720
Classes entered	Pupils participated	Questions answered

Glasgow City Contest - 16th—22nd March 2018

Sumdog hosted a special Glasgow City maths contest. Mara and her team helped promote the contest with:

- Posters sent to all headteachers and CLOLs
- Sign up encouraged at school visits and training sessions
- Visit to the November winners with social media activity
- Blog post about November's winners
- Email to all teachers in Glasgow featuring November's winners

We saw a 52% increase in the number of pupils participating, compared to November.



The contest was won by P7s at Sandwood Primary.

The Sumdog team visited the class and the trophy was presented by Maureen McKenna.

